

## PRODUCT DATASHEET

### LED PAR 16 80 36° DIM P 8.3W 930 GU10

PARATHOM® DIM PAR16 | Dimmable LED reflector lamps PAR16 with retrofit pin base



#### Areas of application

- Shops and exhibition rooms
- Domestic applications
- Commercial applications
- Accent lighting
- Outdoor use in suitable outdoor luminaires only

#### Product benefits

- Quick, simple and safe replacement without rewiring
- Design, dimensions, luminous flux comparable to an incandescent or halogen lamp
- Low maintenance costs thanks to long lifetime
- No UV and near-IR radiation in the light beam
- Stepless dimming
- Very high dimmer compatibility, see also [www.ledvance.com/dim](http://www.ledvance.com/dim)
- Instant 100 % light, no warm-up time
- Lower energy consumption than incandescent or halogen lamps

#### Product features

- LED alternative to high voltage halogen lamps
- High color consistency:  $\leq 5$  sdcn
- Dimmable
- Lamp made of glass
- Very high color rendering CRI > 90



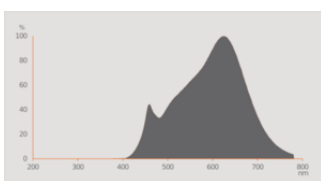
## TECHNICAL DATA

### Electrical data

Nominal wattage	8.3 W
Construction wattage	8.30 W
Nominal voltage	220...240 V
Claimed equiv. conventional lamp power	80 W
Nominal current	46 mA
Type of current	AC
Operating frequency	50/60 Hz
Mains frequency	50/60 Hz
Max. lamp number on MCB B10 A	117
Max. lamp number on MCB B16 A	187
Power factor $\lambda$	0.70

### Photometrical data

Luminous intensity	840 cd
Luminous flux	575 lm
Nominal useful luminous flux 90°	575 lm
Luminous efficacy	69 lm/W
Lumen main.fact.at end of nom.life time	0.70
Light color (designation)	Warm White
Color temperature	3000 K
Color rendering index Ra	$\geq 90$
Light color	930
Standard deviation of color matching	$\leq 5$ sdc
Rated peak intensity	840 cd
Rated LLMF at 6,000 h	0.80
Flickering metric (Pst LM)	0.2
Stroboscope effect metric (SVM)	0.4



Everlight 67-23ST RKE 3000K

## Light technical data

Beam angle	36 °
Warm-up time (60 %)	< 0.50 s
Starting time	< 0.5 s

## Dimensions &amp; Weight

Overall length	52.00 mm
Diameter	50.00 mm
Maximum diameter	50 mm
Product weight	56.00 g

## Temperatures &amp; operating conditions

Ambient temperature range	-20...+40 °C
Maximum temperature at tc test point	105 °C

## Lifespan

Lifespan L70/B50 at 25 °C	25000 h
Number of switching cycles	100000
Lumen maintenance at end of service lifetime	0.70
Rated lamp survival factor at 6,000 h	≥ 0.90

## Additional product data

Base (standard designation)	GU10
Mercury content	0.0 mg
Product remark	All technical parameters apply to the entire lamp / Due to the complex production process for light-emitting diodes, the typical values shown for the technical LED parameters are purely statistical values that do not necessarily match the actual technical parameters of each individual product, which can vary from the typical value

## Capabilities

Dimmable	Yes
----------	-----

## Certificates &amp; Standards

Energy efficiency class	G 1)
Energy consumption	9.00 kWh/1000h
Type of protection	IP20

Standards	CE / EAC
Photobiological safety group acc. to EN62778	RG1

1) Energy efficiency class (EEC) on a scale of A (highest efficiency) to G (lowest efficiency)

### Country-specific categorizations

Order reference	LPPAR16D8036 8,
-----------------	-----------------





### Energy labelling regulation data acc EU 2019/2015

Lighting technology used	LED
Non-directional or directional	DLS
Mains or non-mains	MLS
Light source cap-type (or other electric interface)	GU10
Connected light source (CLS)	No
Color-tuneable light source	No
Envelope	No
High luminance light source	No
Anti-glare shield	No
Correlated colour temperature type	SINGLE_VALUE
Claim of equivalent power	Yes
Length	52.00 mm
Height	50.00 mm
Width	50.00 mm
Chromaticity coordinate x	0.430
Chromaticity coordinate y	0.393
R9 Colour rendering index	1
Beam angle correspondence	NARROW_CONE_90
Survival factor	0,9
Displacement factor	0.70
LED light source replaces a fluorescent light source	No
EPREL ID	523002
Model number	AC32731

### Safety advice

- Do not touch the lamp if broken.
- Must not be used if outer bulb is defective.

DOWNLOAD DATA

Documents and certificates		Document name
	Declarations of conformity	LED lamp PAR16 50 100
Photometric and lighting design files		Document name
	IES file (IES)	PAR16 80 dim 36 CRI90 3000 GU10
	Light distribution curve type polar	PAR16 80 dim 36 CRI90 3000 GU10
	Spectral power distribution	Everlight 67-23ST RKE 3000K

LOGISTICAL DATA

Product code	Packaging unit (Pieces/Unit)	Dimensions (length x width x height)	Gross weight	Volume
4058075609112	Folding box 1	49 mm x 49 mm x 62 mm	63.00 g	0.15 dm <sup>3</sup>
4058075609129	Shipping box 10	255 mm x 107 mm x 72 mm	683.00 g	1.96 dm <sup>3</sup>

The mentioned product code describes the smallest quantity unit which can be ordered. One shipping unit can contain one or more single products. When placing an order, for the quantity please enter single or multiples of a shipping unit.

References / Links

- For dimming conformity see [www.ledvance.com/dim](http://www.ledvance.com/dim)
- For further products and actual information concerning LED lamps see [www.ledvance.com/ledlamps](http://www.ledvance.com/ledlamps)
- For Guarantee see [www.ledvance.com/guarantee](http://www.ledvance.com/guarantee)

DISCLAIMER

Subject to change without notice. Errors and omission excepted. Always make sure to use the most recent release.